


Untangle Instruction Manual



Have you completed your Weatec application?

**If not, contact your deacon for an application before continuing
to setup this Weatec approved filter!**

Untangle NG Firewall is a hardware solution for small to medium businesses. The Untangle Device is installed in a network environment between the ISP modem and your internal network and will filter any device connected to the network. It is a subscription-based service, and offers the following solutions as listed by Untangle:

- 🕒 [Web Filter](#) – Premium web content filtering.
- 🕒 [HTTPS Inspector](#) – Decrypt HTTPS to allow other apps to process the datastream.
- 🕒 [Live Support](#) – For easy resolution of any technical issues. Includes Configuration Backup!
- 🕒 [Policy Manager](#) – Create web usage restrictions, such as teacher vs student.
- 🕒 [Branding Manager](#) – Customize “block” screens with your own messages and logo.
- 🕒 [WAN Failover](#) – Keep yourself online with multiple ISP’s.
- 🕒 [WAN Balancer](#) – Leverage multiple ISP’s for better bandwidth utilization.
- 🕒 [IPsec VPN](#) – Securely connect your network to others.
- 🕒 [Application Control](#) – Control any application or protocol with a checkbox or use the Integrated Rules Engine to leverage other Untangle apps for complex rules.
- 🕒 [Web Cache](#) – Save time and money by caching frequently accessed items.
- 🕒 [Bandwidth Control](#) – Prioritize traffic as you see fit.
- 🕒 [Virus Blocker](#) – Prevent infections from reaching your network.
- 🕒 [Spam Blocker](#) – Stop spam before it hits your mail server.
- 🕒 [Directory Connector](#) – Enforce restrictions and view reports by Active Directory user name.
- 🕒 [Phish Blocker](#)
- 🕒 [Intrusion Prevention](#)
- 🕒 [Firewall](#)
- 🕒 [OpenVPN](#)
- 🕒 [Reports](#)

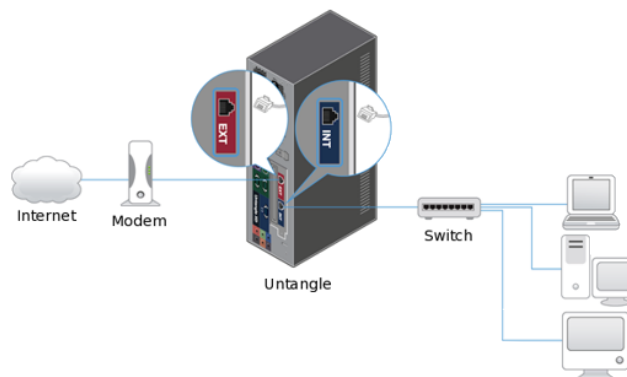
Note: After testing, Untangle has been approved as an acceptable category-based content filter if configured to meet the requirements set forth in the Weaverland Conference Electronic Technology Usage Guidelines. Please remember that no filter can be guaranteed to filter out all objectionable content; therefore the Weatec Accountability Software must be installed on all devices in order to be in compliance with Weaverland Conference guidelines. The accountability software logs all web traffic, thus fostering brotherhood accountability. So even if objectionable content is missed by Untangle, the content will still trigger a flag on the accountability server. Use the following configuration as a minimum; there is nothing preventing you from choosing stricter settings.

As of 2019, the annual price for the Complete Package (covering up to 12 devices) costs \$270.00. Find more information at <https://www.untangle.com/shop/NG-Firewall-Complete>.

How to Acquire

1. Go to www.untangle.com/partners/find-a-partner for a list of partners in your area.

The following documentation will guide you through the configuration process. We recommend that the Untangle configuration is performed by someone who is familiar with Networking/Network Security to ensure proper setup and accessibility. Prior installation of the Untangle Device on the network should have been done already by your company's technician. This document only covers the *Web Filter* section of the Untangle Device. (the following configuration was Untangle Version 11.0.0) A sample image of network structure including the Untangle Device is shown below.



Router Mode

Untangle serves as the router and the firewall

2. Open your web browser and enter the Untangle Device's IP address to get started. This should take you to the Untangle Administrator Login Page (see image at right). Enter your Username and Password as previously setup during the installation process.

1. You will be directed to the Untangle Home Page. Login with your user id and password.

3. *Web Filter* – click on the *Apps* and then click *Web Filter*. Open the *Categories* tab. Select the *Categories* to block according to the Weatec Guidelines.

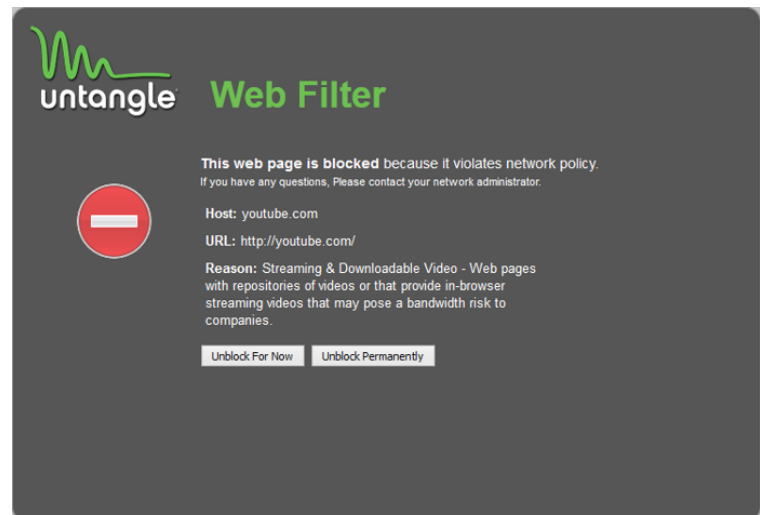
(If you find that blocking categories under Limited Use causes websites to be blocked that are needed by your business you may need to change these settings. Another option would be to list specific sites under the *Pass Sites* Tab in the *Web Filter* Menu)



4. After checking the appropriate categories to block click *Apply* in the lower right hand corner and click *OK* to return to the main menu.



5. When a website is blocked you will see a page similar to the one shown here. You do have the option to *Unblock for Now* or *Unblock Permanently*. These options are only accessible with the administrator password.



Your Untangle Configuration is now complete.

How to Get Help

1. Contact the WeaTec Helpdesk:
Phone: (717) 723-8978
Email: helpdesk@weatec.com

2. You can find additional support articles for Untangle at <https://support.untangle.com/hc/en-us>.