

ESET Parental Control Instruction Manual (for Android)



Have you completed your Weatec application?

**If not, contact your deacon for an application before continuing
to setup this Weatec approved filter!**

Who is it for?

ESET Parental Control is a parental control software package available for Android. It is installed and managed on the device, or through the cloud. The content filtering must be configured for each device, ESET Parental Control exhibited very good filtering abilities in Weatec testing.

Pros:

- Free 30-day trial available
- 35 configurable categories
- Outstanding content filtering abilities
- Can also block and monitor App usage
- Can be used to locate device via GPS

Cons:

- Not ideal for large businesses since each device filtering need to be configured separately.

Note: After testing, ESET Parental Control has been approved as an acceptable category-based content filter if configured to meet the requirements set forth in the Weaverland Conference Electronic Technology Usage Guidelines. Please remember

that no filter can be guaranteed to filter out all objectionable content; therefore the Weatec Accountability Software must be installed on all devices in order to be in compliance with Weaverland Conference guidelines. By logging all web traffic, the Weatec Accountability Software fosters brotherhood accountability. Keep in mind that, even if objectionable content is missed by ESET Parental Control, the content will still trigger a flag on the accountability server. Use the following configuration as a minimum; there is nothing preventing you from choosing stricter settings.

How to Acquire

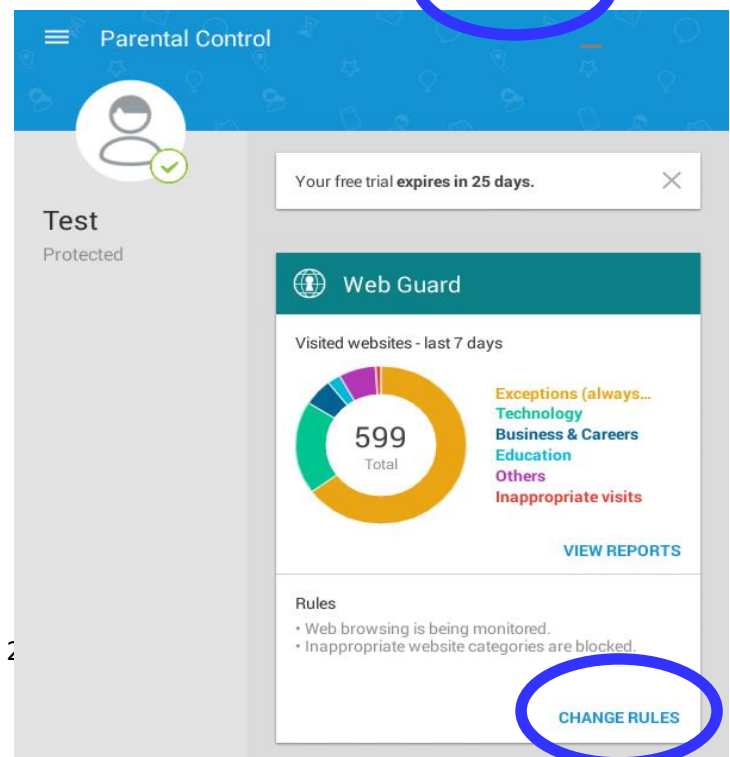
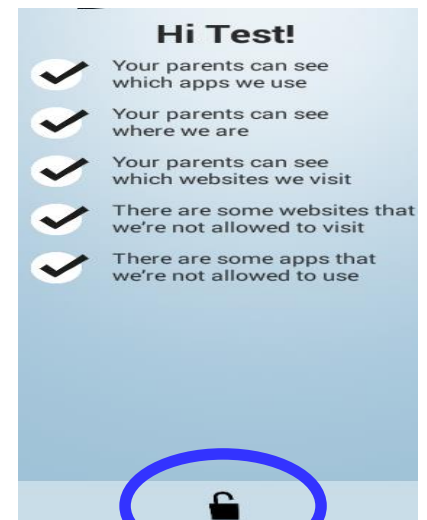
ESET produces many filters and anti virus products. As of November 2017, only ESET Smart Security and ESET Parental Control and the packages it is a part of have been approved by the Weatec Technical Research Committee for the purpose of filtering internet content. ESET Parental Control can be acquired through resellers and the ESET website at <http://www.eset.com/us/products/parental-control-android/>.

How to Install (Android)

Follow the excellent installation guide at <http://support.eset.com/kb5556/>.

How to Configure

1. From the main menu, touch on Parental Control. Then touch on the unlock icon. Use the Parental Code that you setup during install to access the settings.

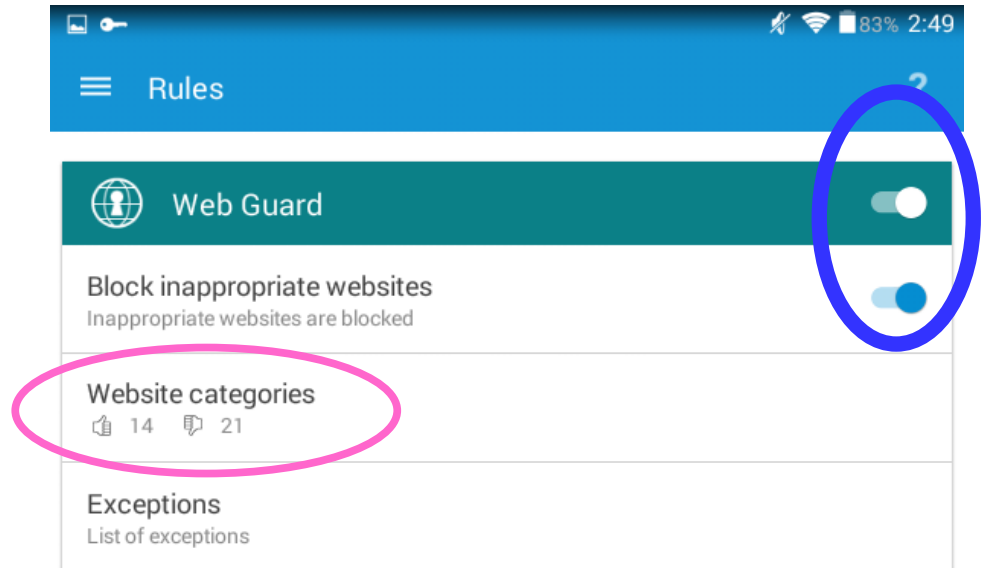


2. Under Web Guard touch Change Rules.

3. Then touch on Website categories

3. Set Web Guard to on and also Block inappropriate websites.

4. Then touch on Website Categories to configure the filtering.



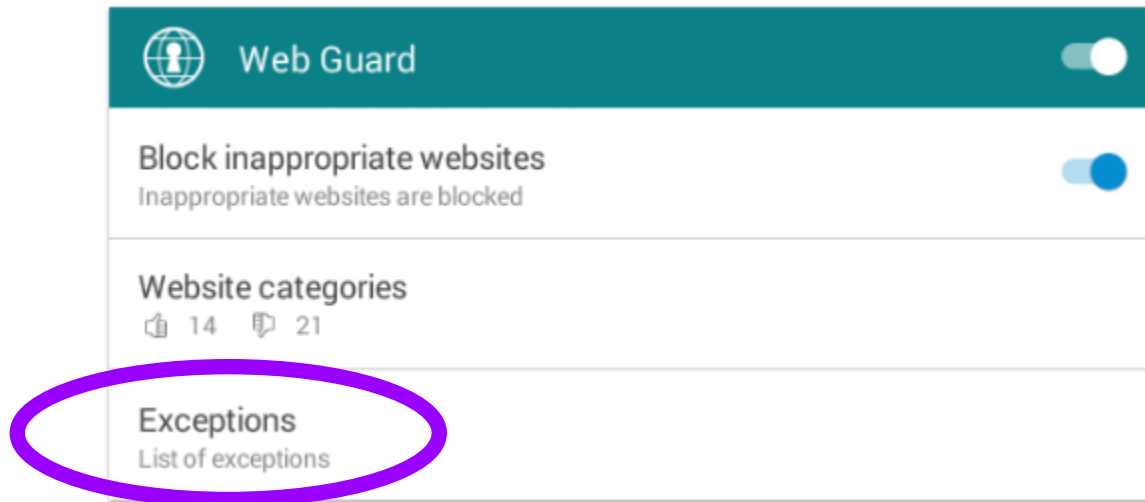
Note on Limited Use Categories: The Red categories are unacceptable and must be unchecked. The green categories are acceptable and should be checked. The amber categories are limited use. They are shown unchecked; however, if your business has need of a limited-use category and you understand the risks as described in the Weaverland Conference Electronic Technology Usage Guidelines, you may mark them checked.

- | | |
|--------------------------------------|-------------------------------------|
| Adult | Finance |
| Aggressive | Food & Drink |
| Alcohol & Tobacco | Health |
| Anonymizers | Hobbies & Interests |
| Arts | Kids |
| Automotive | Lifestyle |
| Business & Careers | Malicious |
| Chats & Social Networking | Miscellaneous |
| Communication | New, Portal, & Search |
| Criminal Activities | Not Categorized |
| Dynamic | Online Ads |
| Education | Pets |
| Family & Parenting | Public, Government & Law |
| Fashion | Real Estate |
| Religion | Shopping |
| Science | Sports |
| Sex Education | Technology |
| | Travel |

Adding Exceptions:

Possibly ESET blocks a good site, but you don't want to allow that category; you could white list the site using the steps below.

1. When the user receives the block page there is a option to request pages which alert parent account.
2. The user setup as the parent can then approve the site from their main settings pages. It can also be setting to email the parent the request.
3. An exception only need to be approved once, to remove it access the Exceptions list under the Web Guard Menu.



How to Get Help

Search the ESET Knowledge base: <http://support.eset.com>

or

Contact the Weatec Helpdesk:

Phone: (717) 723-8978

Email: helpdesk@weatec.com