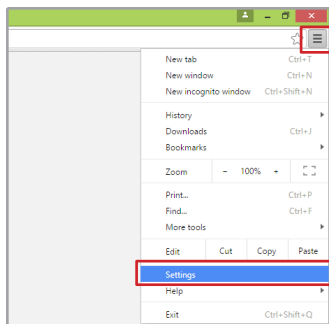


Change Chrome Web Browser Home Page

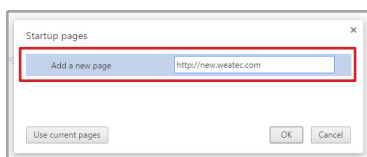
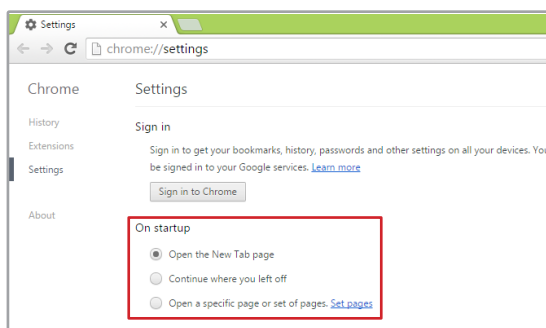
Browser home pages are often set to mainstream news sites or other sites that may provide adverse content and may create flags in the Weatec system. In these situations you will be required to change your home page to a safe address. This document contains the step-by-step instructions for changing your home page in Chrome.



1. Click the Settings button in the top right corner.
2. Select 'Settings' from the drop down list.

3. In the 'On Startup' section you can select 'Open the New Tab page', 'Continue where you left off' or 'Open a specific page or set of pages'.

4. To set a default home page select the bottom option and click the link 'Set pages'.



5. In the dialog box that pops up, enter a safe site you visit regularly, or your favorite search engine and click OK.

