

# Installing and Setting Up Ever Accountable

## Content:

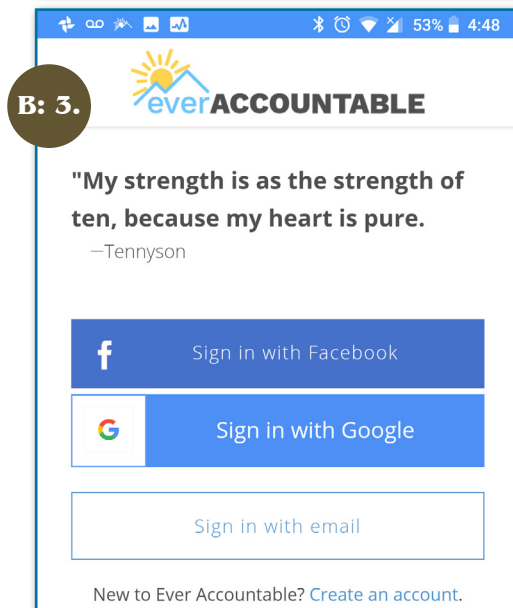
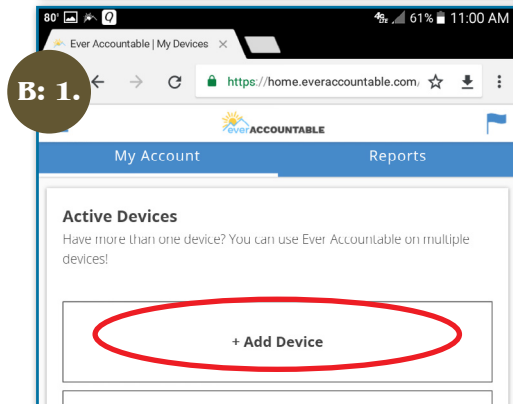
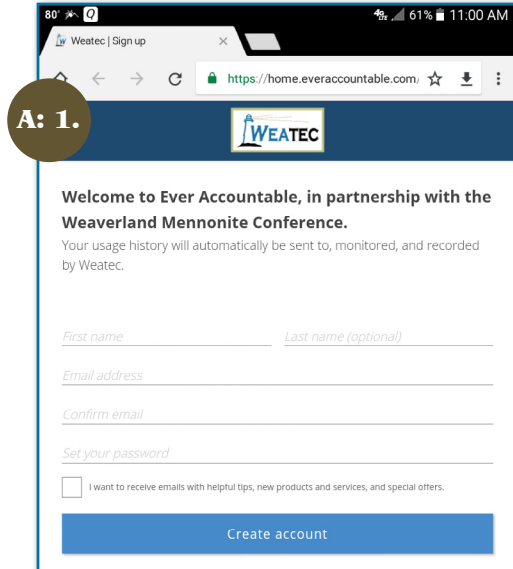
- A. Sign up for an Ever Accountable account.
- B. Installing Ever Accountable on your device.
- C. Configure and Setup Ever Accountable.
- D. Additional Steps to Complete Weatec Setup.

### A: Sign up for Ever Accountable

1. Ever Accountable is a third-party app that Weatec uses for accountability. If you have current devices on the Weatec system, you should use your existing Ever Accountable account for additional devices. If you do not have an Ever Accountable account, go to <http://weatec.com/easignup/> to get signed up. Your Ever Accountable account is paid for by Weatec.

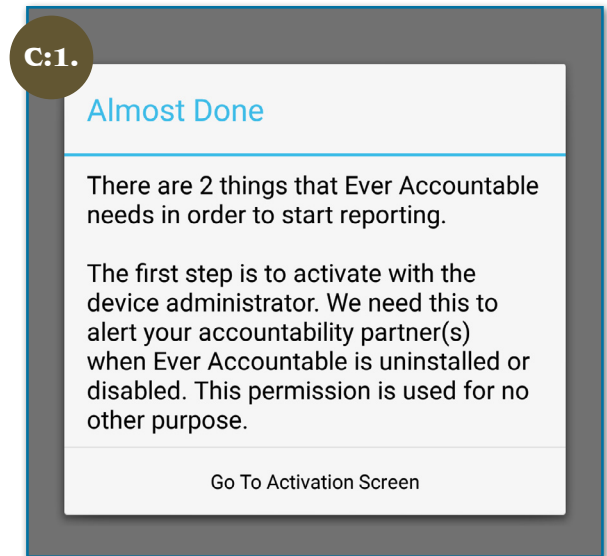
### B: Installing Ever Accountable

1. You should now have a username and password that you can use to log into <https://everaccountable.com/>. Log in with your email address and go to the 'My Devices' section. Use the '+ Add Device' link. Follow the link for your device type.
2. On Windows computers find the downloaded file in your 'downloads folder' and run it. Click Accept and Next until install is completed. Sign in with your username and password. The app icon should show in the system tray area on the bottom right of your screen. For Windows move on to step D.
3. On Android devices, open the newly installed Ever Accountable app and sign in with your username and password.

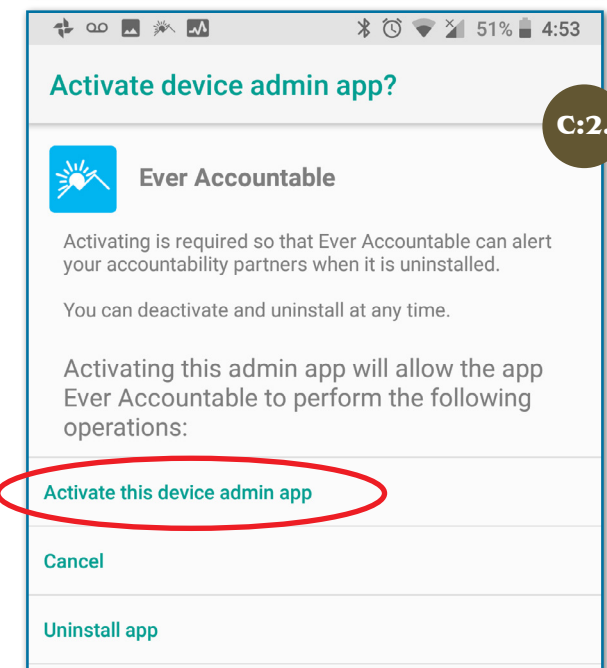


## C: Configure and Setup Ever Accountable

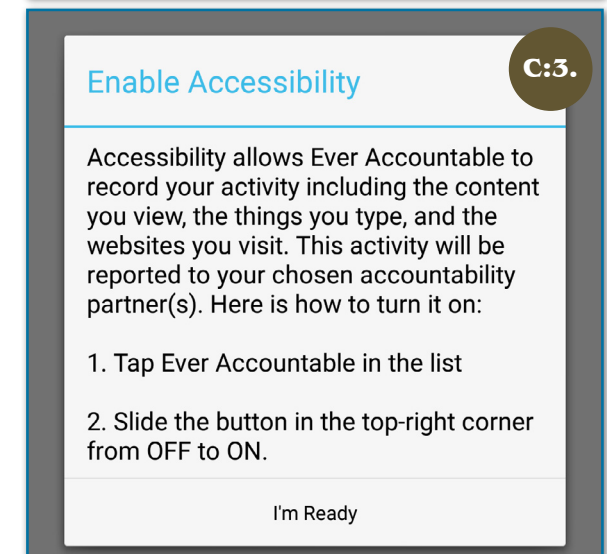
1. Android devices require a few additional steps to make sure things are set up properly. Once signed in, you will see the 'Almost Done' screen. Tap 'Go To Activation Screen'.



2. Tap 'Activate this device admin app'.



3. You will see the 'Enable Accessibility' screen. Tap 'I'm Ready'.



4. Select Ever Accountable app from the list.
5. Move the slider switch to 'On'.
6. You should see the 'All Done!' message.

## D: Steps to Complete Weatec Setup

1. Once installed and working, contact your local Weatec person and let them know you have added a device.
2. To be in compliance you will also want to install a filter or device controls on your device. See <http://weatec.com/> for details.

